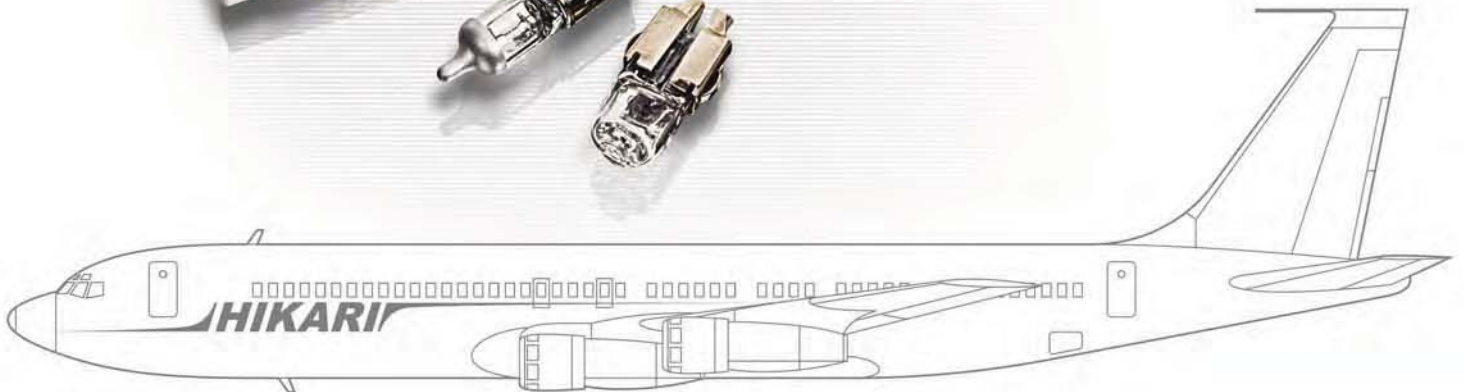




HIKARI



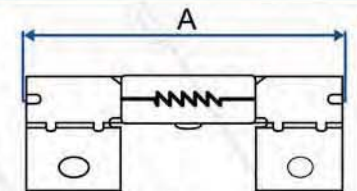
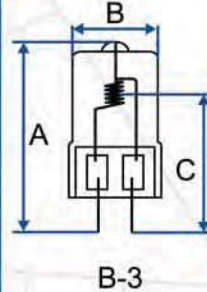
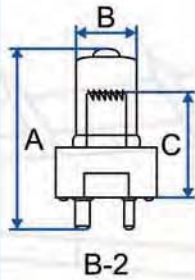
AIRFIELD & AIRCRAFT LAMPS





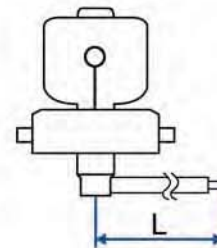
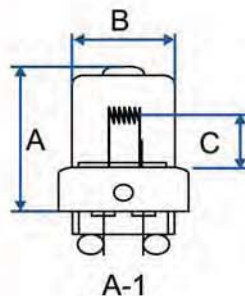
G.E. TYPE AIRCRAFT/AIRFIELD LAMPS								C	A		
GE NO.	PRIMARY APPLICATION	VOLT	WATT/AMP	BULB	MS.CP	BASE	FILAMENT	LCL(IN)	MOL(IN)	AVG.LIFE	FIG.NO.
1392	Instrument/Drwg.JE-185	6	20	T-3	10		C-6	0.285	1.74	10,000	
1912	Aircraft	12	125	T-4	191	DC Bay	CC-8	1.14	1.93	1,000	
1924	Aircraft	26	150	T-4	290	DC Bay	CC-8	1.14	1.93	500	
1945	Marine/Drwg.JE-025A	32	200	T-4	360	Two Pin	CC-6	1.31	2.25	200	B-2
1946	Aircraft	28	250	T-3	660	Two Pin w/Leads	CC-6	0.87	1.46	50	B-3
1958	Aircraft	28	150	T-4	250	Tab	CC-8	0.75	2.25	300	B-1
1959	Aircraft	28	150	T-4	240	Tab	CC-6	0.75	2.25	300	B-1
1960	Aircraft	11	60	T-4	90	Tab	CC-8	0.75	2.25	1,000	B-1
1962	Special Service	8.5	62	T-3	110	Wire Terminal	C-6	0.285	1.14	50	A-1
1962B	Special Service	8.5	62	T-3	110	9" Wire Terminal	C-6	0.285	1.14	50	A-1
1962BG	Aircraft	8.5	62	T-3	110	Wire Terminal	C-6	0.285	1.14	50	A-1
1962DX	Special Service	8.5	62	T-3	80	Wire Terminal	C-6	0.285	1.14	150	A-1
1962DZ	Special Service	8.5	62	T-3	80	Wire Terminal	C-6	0.285	1.14	150	A-1
1962TY	Medical/Drwg.JE-156H	8.5	62	T-3	110	7-3/4" Wire Terminal	C-6	0.285	1.14	50	A-1
1964	Aircraft	28	150	T-3	230		CC-8		2.25	1,000	A-4

*Custom Lamp Development available upon request



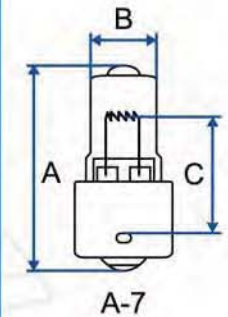
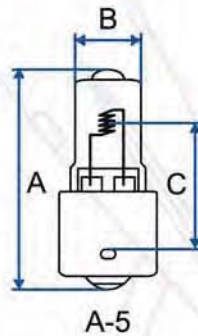
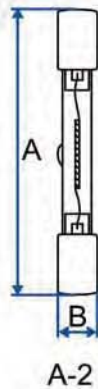
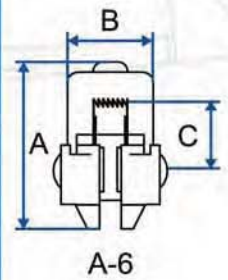
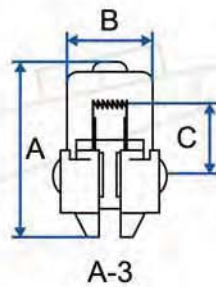
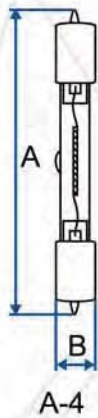

1958
1959
1960

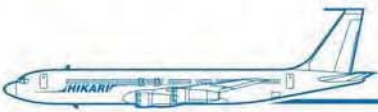
B-1



G.E. TYPE AIRCRAFT/AIRFIELD LAMPS								C	A		
GE NO.	PRIMARY APPLICATION	VOLT	WATT/AMP	BULB	MS.CP	BASE	FILAMENT	LCL(IN)	MOL(IN)	AVG.LIFE	FIG.NO.
1967	Aircraft/Hikari S-02009	28	150	T-3	210	Special Sleeve	CC-8		2.25	1,000	A-4
1970	Aircraft/Hikari S-02008	28	100	T-3	150	Special Sleeve	CC-8		2.25	1,000	A-4
1970X	Aircraft/Hikari S-02008	28	100	T-3	140	Special Sleeve	CC-8		2.25	1,000	A-4
1974	Instrument/Drwg.JE-185C	6	20	T-3	10	Wire Terminal	C-6	0.285	1.14	10,000	A-1
1975	Aircraft/Hikari S-01019	12.8	25	T-3	25	Double Slide	C-6	0.41	1.17	500	A-3
1976	Aircraft/Hikari S-01021	13	75	T-3	115	Double Slide	C-6	0.56	1.30	400	A-6
1977	Aircraft/Hikari S-01020	8.5	62	T-3	110	Double Slide	C-6	0.41	1.17	50	A-3
1978X	Navigation/Hikari S-02007	10	100	T-3	130	Special	C-8Z		2.15	2,000	A-2
1982	Navigation/Hikari S-01023	28	75	T-3	110	S.C.Bayonet	CC-8	1.06	1.88	1,000	A-5
1982SP	Aircraft/Hikari S-01025	28	75	T-3	107	S.C.Bayonet	CC-6	1	1.97	2,000	A-7

*Custom Lamp Development available upon request



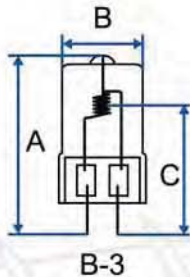


G.E. TYPE AIRCRAFT/AIRFIELD LAMPS							C	A			
GE NO.	PRIMARY APPLICATION	VOLT	WATT/AMP	BULB	MS.CP	BASE	FILAMENT	LCL(IN)	MOL(IN)	AVG.LIFE	FIG.NO.
1983	Navigation/Drwg.JE-077C	10	100	T-4	130	Two Pin	C-8	1.25	1.80	2,000	B-3
1986	Aircraft	28	250	T-4	600	DCR w/Lead Wire	CC-6	1.03	2.00	100	B-5
1987	Aircraft	28	150	T-4	240	BA15d	CC-6	1.18	2.44	700	B-4
1988	Gunsight/Hikari S-02010	10	100	T-3	130	Sp.Wire Leads	C-8		2.15	3,000	A-8
2059	Aircraft Reading Lamps	12	.833A	T-21/2	9.1	Min.S.C. Bayonet	C-8	0.59	1.30	4,000	
2059X	Aircraft Reading Lamps	12	.833A	T-21/2	8	Min.S.C. Bayonet	C-8	0.59	1.30	4,000	
2074	Instrument	7	25	T-3	24	Wire Terminals	C-6	0.285	1.14	2,700	A-1
2556	Aircraft	20	200	T-3	525	Two Pin	CC-6	0.87	1.46	50	
2586	Aircraft	28	250	T-4	600	Two Pin w/Leads	CC-6	1.3	1.9	100	B-6
3078	Aircraft Navigation	10	100	T-3	95	Special	C-8		2.15	4,500	
795	Signal	12.8	50	T-4	108	S.C Bayonet	C-8	1.25	2.5	200	B-7

*Custom Lamp Development available upon request



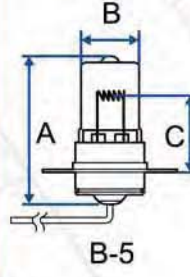
1983



B-3



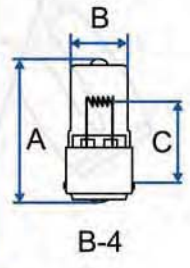
1986



B-5



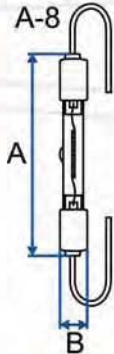
1987



B-4



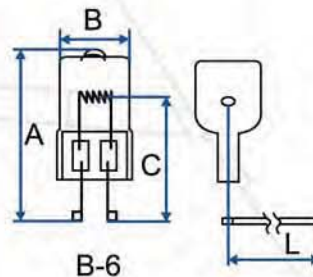
1988



A-8



2586



B-6



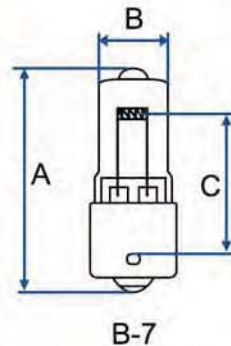
2059



2059X



795

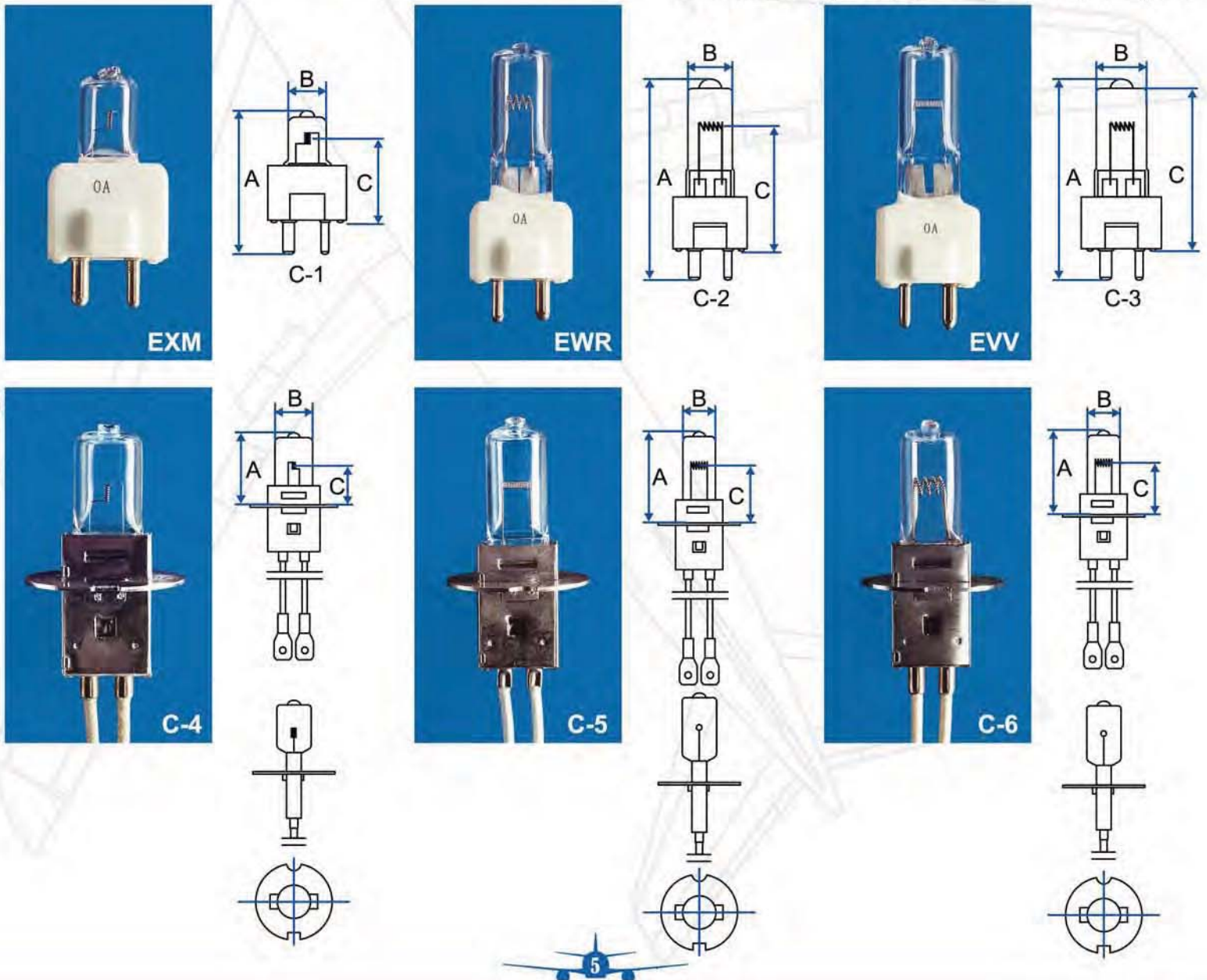


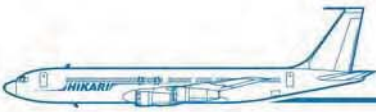
B-7



HIKARI AIRFIELD/AIRCRAFT LAMPS													C	A		
PART#	GE	OSRAM	CROUSE HINDS	PHILIPS	HIKARI CODE	VOLT/ AMP	WATT	BASE	BULB	MS. CP	FILA-MENT	LCL(IN)	MOL(IN)	AVG.LIFE	REMARK	FIG.NO.
6327	41541	64320		6134	S-01002	6.6A	45W	GY9.5	T3	60	C-8	1.732	1.000	1000	EXM	C-1
6329		64354		6292	S-01005	6.6A	150W	GY9.5	T4	285	CC-6	2.560	1.535	500	EWR	C-2
6325		58750		6372	S-01006	6.6A	200W	GY9.5	T4	380	CC-6	2.560	1.535	500	EZL	C-2
6331		64322		6112	S-01001	6.6A	30W	GY9.5	T3	30	C-8	1.732	1.000	1000	EXL	C-1
6343		58798	20058	6128	S-0 1003	6.6A	115W	GY9.5	T4	200	C-6	2.560	1.535	500	EVV	C-3
6301					S-01027	6.6A	30W	PK30D	T4	30	C-8	1.457	0.630	1000		C-4
6303		58705*64317		6303	S-01007	6.6A	45W	PK30D	T4	50	C-8	1.457	0.630	1000		C-4
6305		58706*64342		6312	S-01008	6.6A	100W	PK30D	T4	175	C-6	1.693	0.787	1000		C-5
6309		64361			S-01010	6.6A	150W	PK30D	T4	285	CC-6	1.693	0.787	1000		C-6
6313		58708*64382		6313	S-01012	6.6A	200W	PK30D	T4	380	CC-6	1.693	0.787	1000		C-6

*Custom Lamp Development available upon request






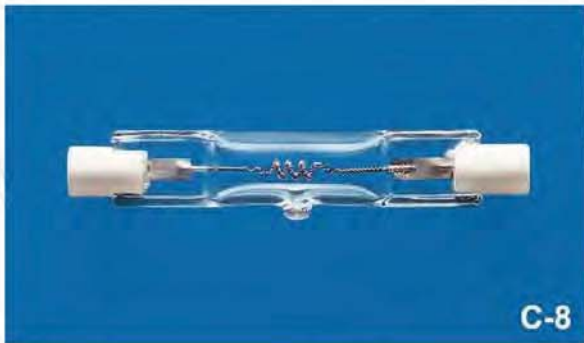
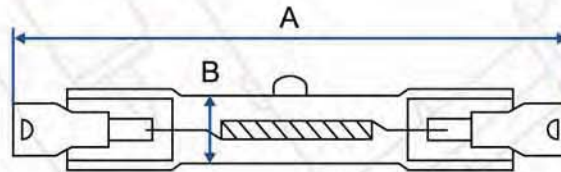
HIKARI AIRFIELD/AIRCRAFT LAMPS

PART#	GE	OSRAM	CROUSE HINDS	PHILIPS	HIKARI CODE	VOLT/AMP	WATT	BASE	BULB	MS. CP	FILA-MENT	C	A	AVG.LIFE	REMARK	FIG.NO.
6333	23846	58704*64315			S-02001	6.6A	45W	R7S	T21/2	50	C-8		2.047	1000		C-7
6335	23853					6.6A	100W	R7S	T3	170	CC-8		2.504	1000		C-8
6337		58707*64380			S-02004	6.6A	200W	R7S	T3	340	CC-8		2.504	1000		C-8
6339						6.6A	100W	R7S	T3	170	CC-8		2.504	1000		C-8
6339AL						6.6A	100W	R7S Alumi.	T3	170	C-8		2.311	1000		C-7
6341	23855				S-02005	6.6A	100W	R7S Lead Wire	T3	170	CC-8		1.969	1000		C-9
6347		58800			S-02006	6.6A	200W	R7S Lead Wire	T3	340	CC-8		1.969	1000		C-9


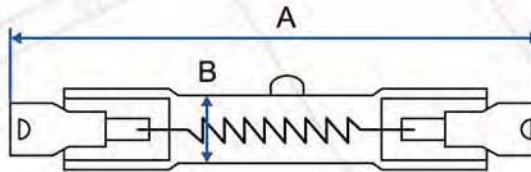
*Custom Lamp Development available upon request



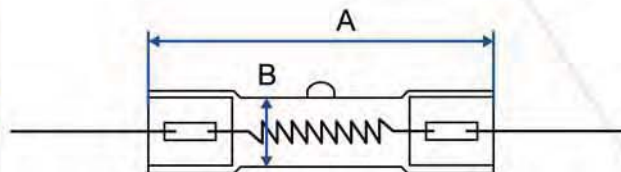
C-7



C-8

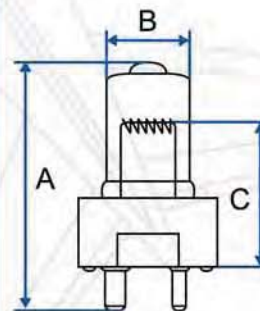
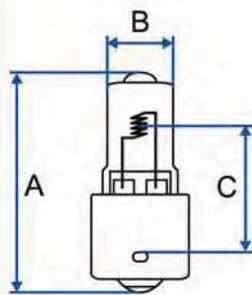
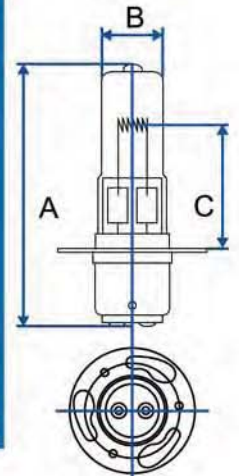
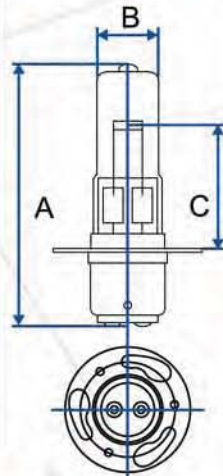
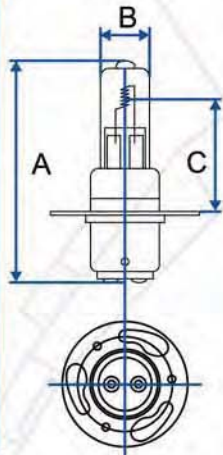


C-9



HIKARI AIRFIELD/AIRCRAFT LAMPS											C	A				
PART#	GE	OSRAM	CROUSE HINDS	PHILIPS	HIKARI CODE	VOLT/ AMP	WATT	BASE	BULB	MS.CP	FILA-MENT	LCL(IN)	MOL(IN)	AVG.LIFE	REMARK	FIG.NO.
6315			20553			6.6A	45W	DC Reverse Ring	T4	800lm	C-8	1.063	2.500	1000		C-10
6319			20496			6.6A	115W	DC Reverse Ring	T4	2800lm	C-6	1.063	2.489	500		C-11
6323			20538			6.6A	185W	DC Reverse Ring	T4	4400lm	CC-6	1.063	2.362	500		C-12
6317			20531			6.6A	200W	DC Reverse Ring	T4	4800lm	CC-6	1.063	2.362	500		C-12
6503						28V	150W	BA15D	T3	263	CC-8	1.080	2.125	750		C-13
6507						28V	150W	BA15D								
6509						26V	150W	BA15D								
6511						12V	125W	BA15D	T3	191	C-8	1.080	2.125	750		C-13
6513						24V	150W	BA15D								
6515						26V	150W	BA15D								
6521						28V	75W	BA9S								
6527L	64301X			Welch Allyn	998502-14	28V	10.5W	BA9S/Black Top	T2	130lm	C-8	0.59	1.300	2500		
6530L						28V	10.5W	BA9S/Clear Top	T2	130lm	C-8	0.59	1.300	2500		
S014040			Gil Way #L9404			12V	20W	GY9.5	T3	24	C-6	1.180	2.000	2000		C-3

*Custom Lamp Development available upon request





2010



HIGUCHI, INC. JAPAN

Takanawa Empire Building
3-24-18, Takanawa,
Minato-ku, Tokyo 108, Japan
TEL.(03) 5420-5533 • FAX.(03) 5420-5535
miyakoshi@higuchi-inc.com.jp

HIGUCHI, INC., U.S.A.

1501 Summit Ave., Suite #2
Plano, Texas 75074
TEL (469) 241-1900 • FAX (469)241-1902
sales@higuchiusa.com

HIGUCHI INDUSTRIES LTD.

Room 708, 7/F
New East Ocean Centre
9 Science Museum Road
Tsimshatsui East
Kowloon, Hong Kong
TEL (852) 2723-0230 • FAX (852) 2723-9305
hibhkh@netvigator.com